


Small Signal Schottky Diodes

Features

- Integrated protection ring against static discharge
- Low capacitance
- Low leakage current
- Low forward voltage drop
- Lead (Pb)-free component
- Component in accordance to RoHS 2002/95/EC and WEEE 2002/96/EC



94 9367

Applications

- HF-Detector
- Protection circuit
- Diode for low currents with a low supply voltage
- Small battery charger
- Power supplies
- DC/DC converter for notebooks

Mechanical Data

Case: DO35 Glass case

Weight: approx. 125 mg

Cathode Band Color: black

Packaging Codes/Options:

TR/10 k per 13" reel (52 mm tape), 50 k/box

TAP/10 k per Ammopack (52 mm tape), 50 k/box

Parts Table

Part	Type differentiation	Ordering code	Type Marking	Remarks
SD101A	$V_R = 60\text{ V}$, V_F max. 410 mV at $I_F = 1\text{ mA}$	SD101A-TR or SD101A-TAP	SD101A	Tape and Reel/Ammopack
SD101B	$V_R = 50\text{ V}$, V_F max. 400 mV at $I_F = 1\text{ mA}$	SD101B-TR or SD101B-TAP	SD101B	Tape and Reel/Ammopack
SD101C	$V_R = 40\text{ V}$, V_F max. 390 mV at $I_F = 1\text{ mA}$	SD101C-TR or SD101C-TAP	SD101C	Tape and Reel/Ammopack

Absolute Maximum Ratings

$T_{amb} = 25\text{ }^\circ\text{C}$, unless otherwise specified

Parameter	Test condition	Part	Symbol	Value	Unit
Reverse voltage		SD101A	V_R	60	V
		SD101B	V_R	50	V
		SD101C	V_R	40	V
Forward continuous current			I_F	30	mA
Peak forward surge current	$t_p = 10\text{ }\mu\text{s}$		I_{FSM}	2	A
Repetitive peak forward current			I_{FRM}	150	mA
Power dissipation			P_{tot}	310 ¹⁾	mW

1) Valid provided that electrodes are kept at ambient temperature.

Thermal Characteristics

$T_{amb} = 25\text{ }^\circ\text{C}$, unless otherwise specified

Parameter	Test condition	Symbol	Value	Unit
Junction temperature		T_j	125	$^\circ\text{C}$
Storage temperature range		T_{stg}	- 65 to + 150	$^\circ\text{C}$
Thermal resistance junction to ambient air		R_{thJA}	320 ¹⁾	K/W

1) Valid provided that electrodes are kept at ambient temperature.

Electrical Characteristics

$T_{amb} = 25\text{ }^{\circ}\text{C}$, unless otherwise specified

Parameter	Test condition	Part	Symbol	Min	Typ.	Max	Unit
Reverse Breakdown Voltage	$I_R = 10\text{ }\mu\text{A}$	SD101A	$V_{(BR)}$	60			V
		SD101B	$V_{(BR)}$	50			V
		SD101C	$V_{(BR)}$	40			V
Leakage current	$V_R = 50\text{ V}$	SD101A	I_R			200	nA
	$V_R = 40\text{ V}$	SD101B	I_R			200	nA
	$V_R = 30\text{ V}$	SD101C	I_R			200	nA
Forward voltage drop	$I_F = 1\text{ mA}$	SD101A	V_F			410	mV
		SD101B	V_F			400	mV
		SD101C	V_F			390	mV
	$I_F = 15\text{ mA}$	SD101A	V_F			1000	mV
		SD101B	V_F			950	mV
		SD101C	V_F			900	mV
Diode capacitance	$V_R = 0\text{ V}, f = 1\text{ MHz}$	SD101A	C_D			2.0	pF
		SD101B	C_D			2.1	pF
	$V_R = 0\text{ V}, f = 1\text{ MHz}$	SD101C	C_D			2.2	pF

Typical Characteristics

$T_{amb} = 25\text{ }^{\circ}\text{C}$, unless otherwise specified

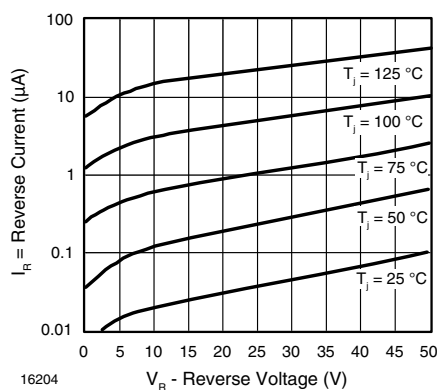


Figure 1. Reverse Current vs. Reverse Voltage

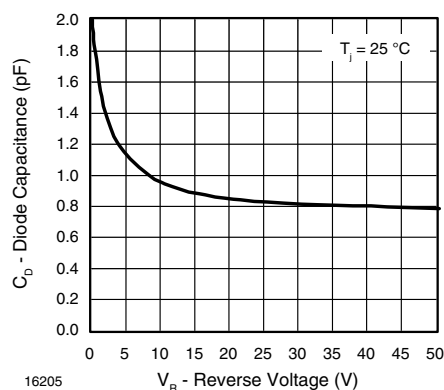


Figure 2. Diode Capacitance vs. Reverse Voltage

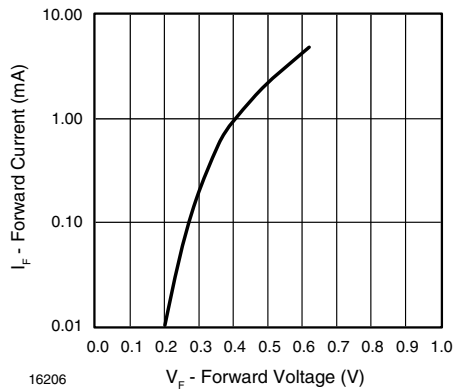
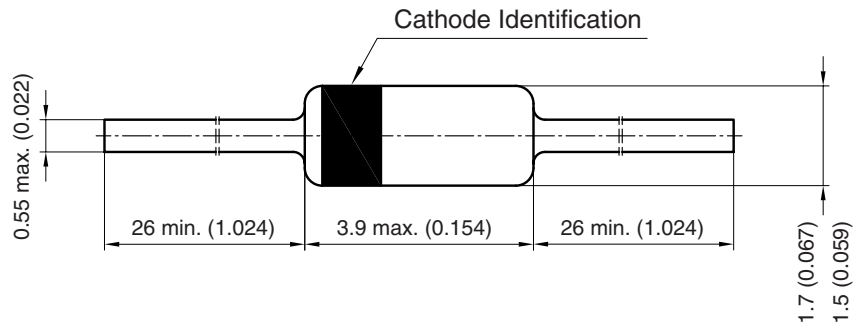


Figure 3. Forward Current vs. Forward Voltage

Package Dimensions in millimeters (inches): D035



Rev. 6 - Date: 29. January 2007
 Document no.: 6.560-5004.02-4
 94 9366

Ozone Depleting Substances Policy Statement

It is the policy of Vishay Semiconductor GmbH to

1. Meet all present and future national and international statutory requirements.
2. Regularly and continuously improve the performance of our products, processes, distribution and operating systems with respect to their impact on the health and safety of our employees and the public, as well as their impact on the environment.

It is particular concern to control or eliminate releases of those substances into the atmosphere which are known as ozone depleting substances (ODSs).

The Montreal Protocol (1987) and its London Amendments (1990) intend to severely restrict the use of ODSs and forbid their use within the next ten years. Various national and international initiatives are pressing for an earlier ban on these substances.

Vishay Semiconductor GmbH has been able to use its policy of continuous improvements to eliminate the use of ODSs listed in the following documents.

1. Annex A, B and list of transitional substances of the Montreal Protocol and the London Amendments respectively
2. Class I and II ozone depleting substances in the Clean Air Act Amendments of 1990 by the Environmental Protection Agency (EPA) in the USA
3. Council Decision 88/540/EEC and 91/690/EEC Annex A, B and C (transitional substances) respectively.

Vishay Semiconductor GmbH can certify that our semiconductors are not manufactured with ozone depleting substances and do not contain such substances.

We reserve the right to make changes to improve technical design
and may do so without further notice.

Parameters can vary in different applications. All operating parameters must be validated for each customer application by the customer. Should the buyer use Vishay Semiconductors products for any unintended or unauthorized application, the buyer shall indemnify Vishay Semiconductors against all claims, costs, damages, and expenses, arising out of, directly or indirectly, any claim of personal damage, injury or death associated with such unintended or unauthorized use.

Vishay Semiconductor GmbH, P.O.B. 3535, D-74025 Heilbronn, Germany



Disclaimer

All product specifications and data are subject to change without notice.

Vishay Intertechnology, Inc., its affiliates, agents, and employees, and all persons acting on its or their behalf (collectively, "Vishay"), disclaim any and all liability for any errors, inaccuracies or incompleteness contained herein or in any other disclosure relating to any product.

Vishay disclaims any and all liability arising out of the use or application of any product described herein or of any information provided herein to the maximum extent permitted by law. The product specifications do not expand or otherwise modify Vishay's terms and conditions of purchase, including but not limited to the warranty expressed therein, which apply to these products.

No license, express or implied, by estoppel or otherwise, to any intellectual property rights is granted by this document or by any conduct of Vishay.

The products shown herein are not designed for use in medical, life-saving, or life-sustaining applications unless otherwise expressly indicated. Customers using or selling Vishay products not expressly indicated for use in such applications do so entirely at their own risk and agree to fully indemnify Vishay for any damages arising or resulting from such use or sale. Please contact authorized Vishay personnel to obtain written terms and conditions regarding products designed for such applications.

Product names and markings noted herein may be trademarks of their respective owners.